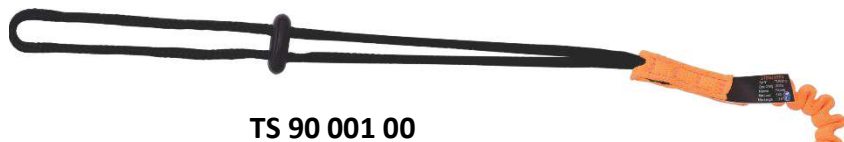





TS 90 001 00, TS 90 001 02, TS 90 001 06


P.1/2



TS 90 001 00















TS 90 001 02



TS 90 001 06



HS CODE
56090000
CARTON SIZE / PCS.
TS 90 001 00, TS 90 001 02, TS 90 001 06: 80 x 40 x 24 cm / 50

REF.	TS 90 001 00	TS 90 001 02	TS 90 001 06
MAX. LG.	1.30 m	1.30 m	1.0 m
MAT.	 :14 mm  PES	 :14 mm  PES	 :14 mm  PES
MAT. 	 / 15 mm	 / 15 mm	 / 15 mm
 	5.0 KG	5.0 KG	5.0 KG



MAT.

Matière
Material
Material
Materia
Material

MAT. 

Matière et ouverture connecteur
Material and gate opening of connector
Material y apertura del conector
Materiale e apertura del connettor
Material und Öffnungssystem der Verbinder



Poids maximum des outils à accrocher
Maximum weight of tools to attach
Peso máximo de las herramientas para enganchar
Peso massimale degli attrezzi ad appendere
Höchstgewicht der zu befestigenden Werkzeuge